


Hand Operated Curtain Track Systems





Hand Operated Curtain Track System

Silent Gliss® 1080




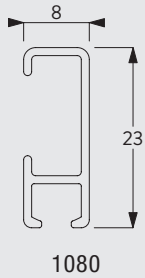
Product Information

- Operation: hand drawn
- Range: S
- Fitting: ceiling, wall
- Colours: white, matt white, silver anodised, anodic grey, charcoal and antique bronze
- Square shaped design
- Bendable



1080

Profile, Bending and Specification Information



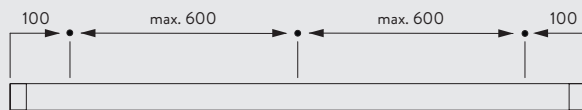
Standard radius is recommended for optimal operation. Minimum possible radius is 60mm.

Specification guide - download from www.silentgliss.co.uk (password protected).

Silent Gliss 1080 aluminium curtain track, hand drawn, white, matt white, antique bronze, charcoal and silver anodised, complete with gliders 3533 at 16/m, 2 endcover/stops 3667 per length. Face fixed with nylon bracket 3630 each screwed to timber/plugged and screwed to blockwork/concrete at 600mm centres.Lm.

Fitting Information

Bracket positioning and fixing with universal brackets 3603, 3630, 3655, 3660



The fixing distances are meant as a guide only: they may vary in practice depending on surface and curtain weight.

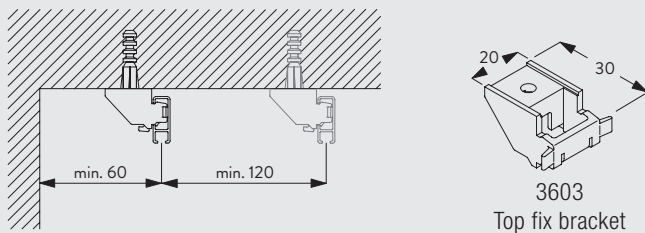


Installation: Roll track onto bracket in direction indicated
Removal: 1. Press to release 2. Rotate forward for removal

1080

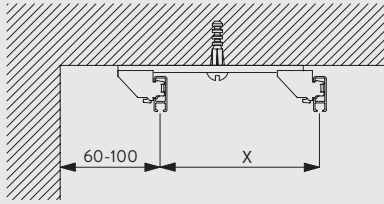
Fitting Options

Ceiling fix with bracket 3603

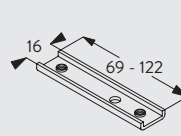


The final distances may be outside of the recommendations above depending on curtain heading, make-up and any obstructions. Batten thickness depends on length of screw.

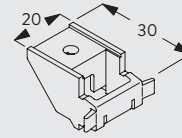
Ceiling fix with bracket 3603 and bracket arms 3272 - 3274



	X (mm)
3272	52
3273	75
3274	105



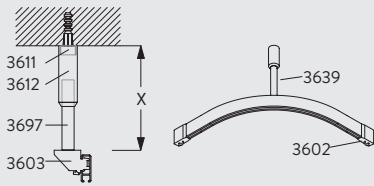
3272-74
Bracket arm



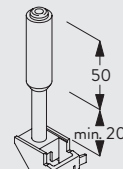
3603
Top fix bracket

The final distances may be outside of the recommendations above depending on curtain heading, make-up and any obstructions. Batten thickness depends on length of screw.

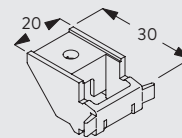
Suspended fix with bracket 3603 and hanger rod system 3639



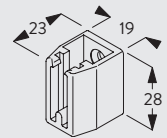
	X (m)
3639	1.25 max



3639
Hanger assembly
(complete)

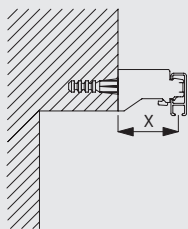


3603
Top fix bracket

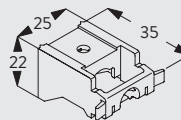


3602
Wall support

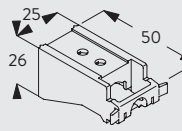
Wall fix with universal brackets 3630/3655/3660



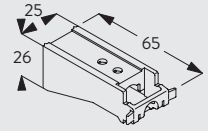
	X (mm)
3630	33
3655	48
3660	63



3630
Bracket

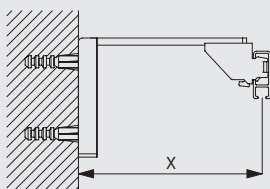


3655
Long universal
bracket

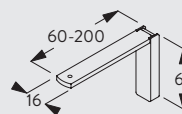


3660
Extra long universal
bracket

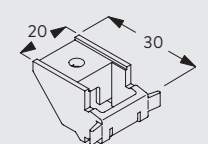
Wall fitting with Smart Fix 11200-11205 and bracket 3603



	X (mm)
11200	70
11201	90
11202	110
11203	130
11204	160
11205	210



11200-05
Smart Fix (60-200
mm)



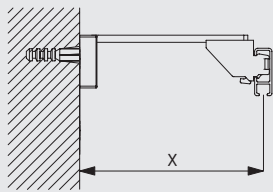
3603
Top fix bracket

Brackets feature thread for screw M4x8 for fixing bracket SG 3603.

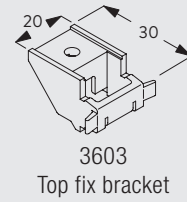
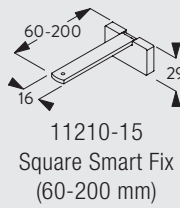


1080

Wall fitting with Square Smart Fix 11210-11215 and bracket 3603

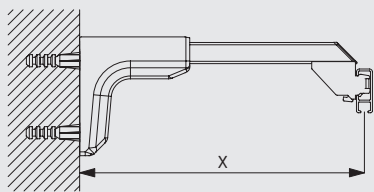


	X (mm)
11210	70
11211	90
11212	110
11213	130
11214	160
11215	210

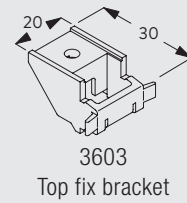
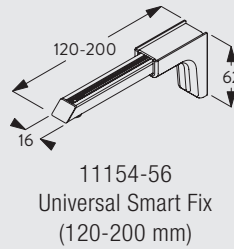


Brackets feature thread for screw M4x8 for fixing bracket SG 3603.

Wall fitting with Universal Smart Fix 11154-11156 and bracket 3603



	X (mm)
11154	120-148
11155	150-178
11156	200-228



Brackets feature thread for screw M4x12 for fixing bracket SG 3603.

Standard Accessories

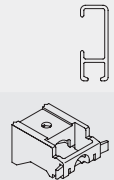
18R Screw 25mm. No. 8 roundhead

1080 Profile

3534 Glider 3533 in strip form

3630 Bracket

3667 Endcover (32mm)



Optional Accessories

0516 Pelmet spacer



3016 Endstop



3017 Endstop



3070 Twist eye endstop



3071 Screw twist endstop



3533 Glider



3548 Retrofit glider



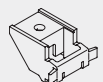
3570 Rotating glider




3602 Wall support

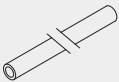




3603 Top fix bracket



3604	Corner piece		3606	Snap fastener	
3618	Wall support		3620	Connecting bridge	
3626	Return fixing bracket		3630	Bracket	
3638	Re-inforced corner piece for pelmets		3655	Long universal bracket	
10430	Draw rod with hook, 50cm		10431	Draw rod with hook, 75cm	
10432	Draw rod with hook, 100cm		10433	Draw rod with hook, 125cm	
10434	Draw rod with hook, 150cm		11154	Universal Smart Fix, 120 mm set	
11155	Universal Smart Fix, 150 mm set		11156	Universal Smart Fix, 200 mm set	
11200	Smart Fix, 60 mm set		11201	Smart Fix, 80 mm set	
11202	Smart Fix, 100 mm set		11203	Smart Fix, 120 mm set	
11204	Smart Fix, 150 mm set		11205	Smart Fix, 200 mm set	
11210	Square Smart Fix, 60 mm set		11211	Square Smart Fix, 80 mm set	
11212	Square Smart Fix, 100 mm set		11213	Square Smart Fix, 120 mm set	
11214	Square Smart Fix, 150 mm set		11215	Square Smart Fix, 200 mm set	

Sets

3639	Hanger rod assembly		3697	Rod	1	
			3611	Stud	1	
			3612	Support with screw	1	
			3699	Track insert	1	

Useful Information and Sewing Accessories

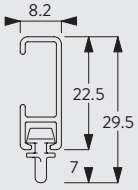


Diagram uses standard 3533/3534 glider and is measured to the inside of the glider eye. For optional gliders substitute dimensions below:
 3570 = 6.0mm
 3548 = 7.5mm

3562	Standard tape		3571	Hook	
3582	Hook		3599	Hook	
6146	Hook				

Useful Measurements

0516	Pelmet spacer		3620	Connecting bridge	
------	---------------	--	------	-------------------	--



1080



1080



1080



1080

www.silentgliss.co.uk

www.silentglissglobal.com

Silent Gliss Ltd
Pyramid Business Park
Poorhole Lane
Broadstairs
Kent
CT10 2PT
Great Britain

Tel: +44 (0) 1843 863571
Fax: +44 (0) 1843 864503
info@silentgliss.co.uk

Silent Gliss Global Ltd
Pyramid Business Park
Poorhole Lane
Broadstairs
Kent
CT10 2PT
Great Britain

Tel: +44 (0) 1843 874250
Fax: +44 (0) 1843 874457
info@silentglissglobal.com